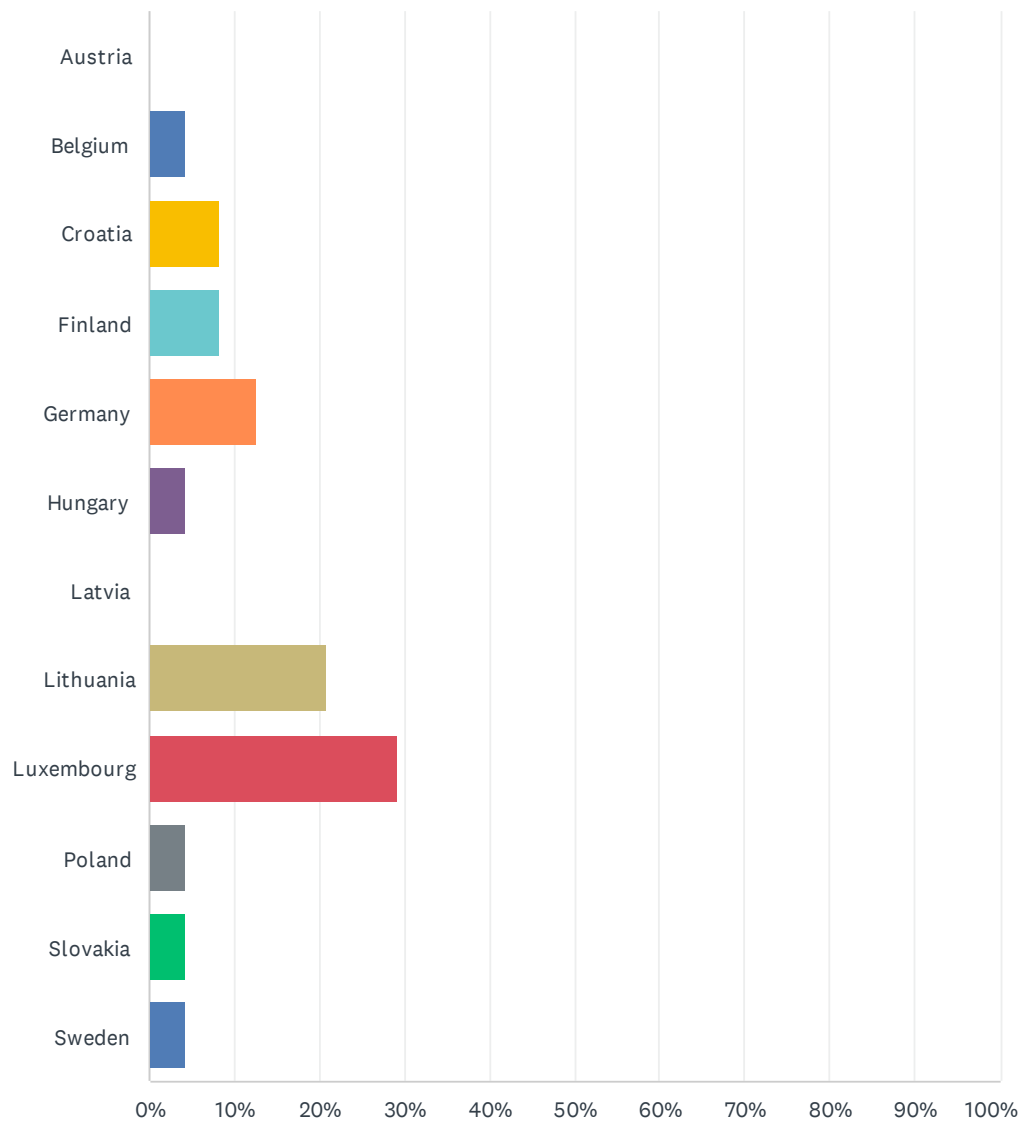


Q1 What is your country of residence?

Réponses obtenues : 24 Question(s) ignorée(s) : 0

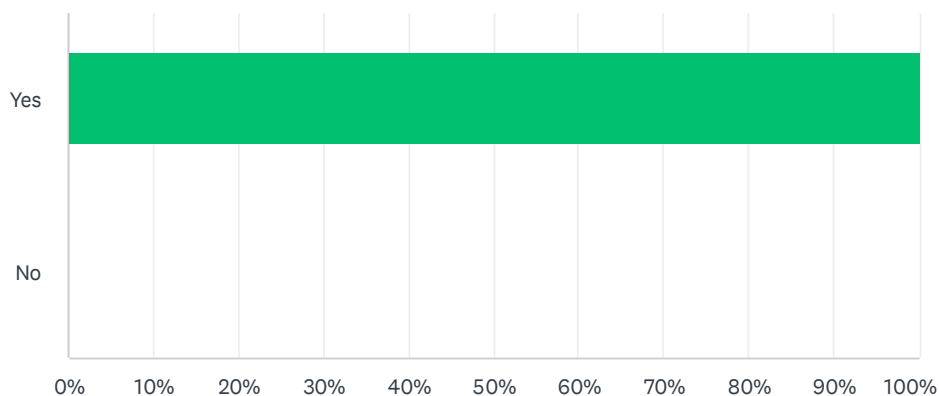


TCA Creative use of learning applications in school education - evaluation

CHOIX DE RÉPONSES	RÉPONSES	
Austria	0.00%	0
Belgium	4.17%	1
Croatia	8.33%	2
Finland	8.33%	2
Germany	12.50%	3
Hungary	4.17%	1
Latvia	0.00%	0
Lithuania	20.83%	5
Luxembourg	29.17%	7
Poland	4.17%	1
Slovakia	4.17%	1
Sweden	4.17%	1
TOTAL		24

Q2 Did you receive information and instructions before the seminar?

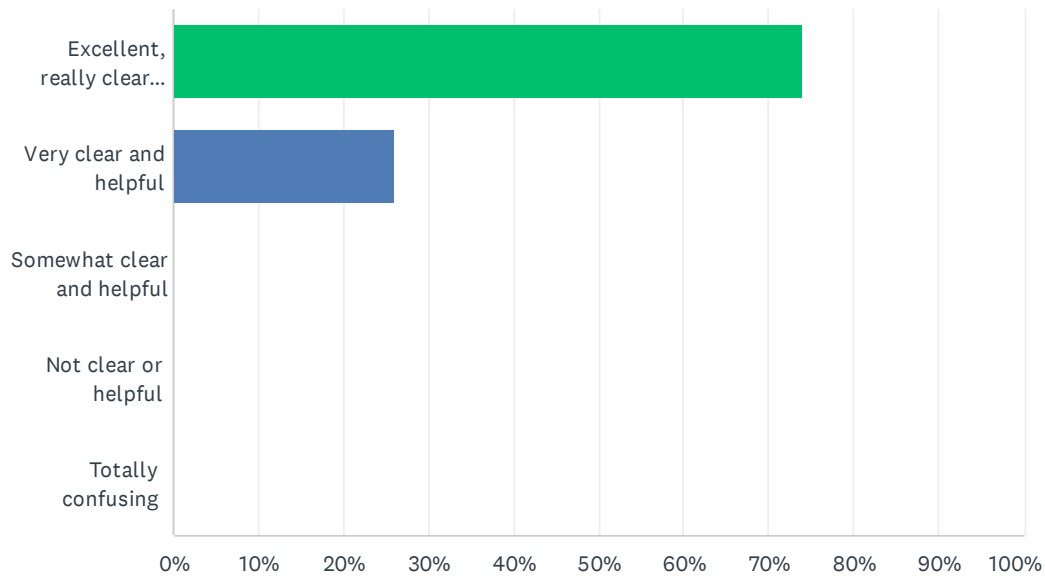
Réponses obtenues : 23 Question(s) ignorée(s) : 1



CHOIX DE RÉPONSES	RÉPONSES	
Yes	100.00%	23
No	0.00%	0
TOTAL		23

Q3 Was this information clear and helpful?

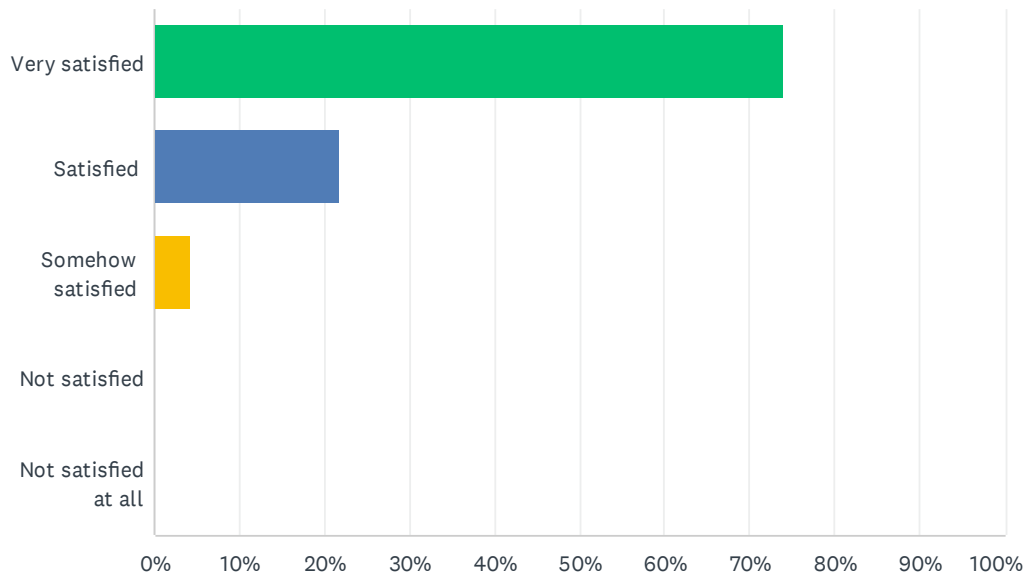
Réponses obtenues : 23 Question(s) ignorée(s) : 1



CHOIX DE RÉPONSES	RÉPONSES	
Excellent, really clear and helpful	73.91%	17
Very clear and helpful	26.09%	6
Somewhat clear and helpful	0.00%	0
Not clear or helpful	0.00%	0
Totally confusing	0.00%	0
TOTAL		23

Q4 How satisfied were you with the event?

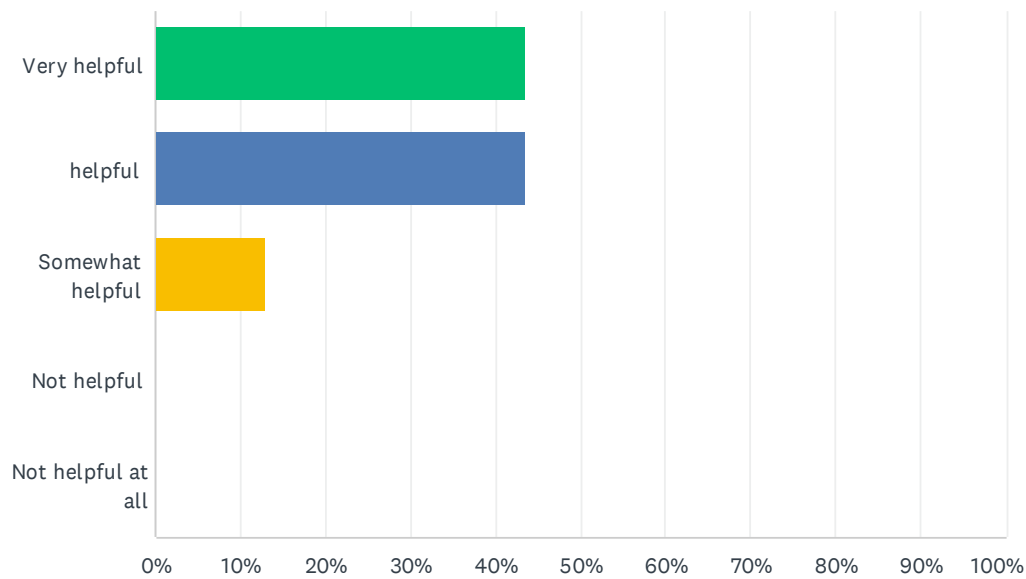
Réponses obtenues : 23 Question(s) ignorée(s) : 1



CHOIX DE RÉPONSES	RÉPONSES	
Very satisfied	73.91%	17
Satisfied	21.74%	5
Somehow satisfied	4.35%	1
Not satisfied	0.00%	0
Not satisfied at all	0.00%	0
TOTAL		23

Q5 How relevant and helpful do you think it was for your job?

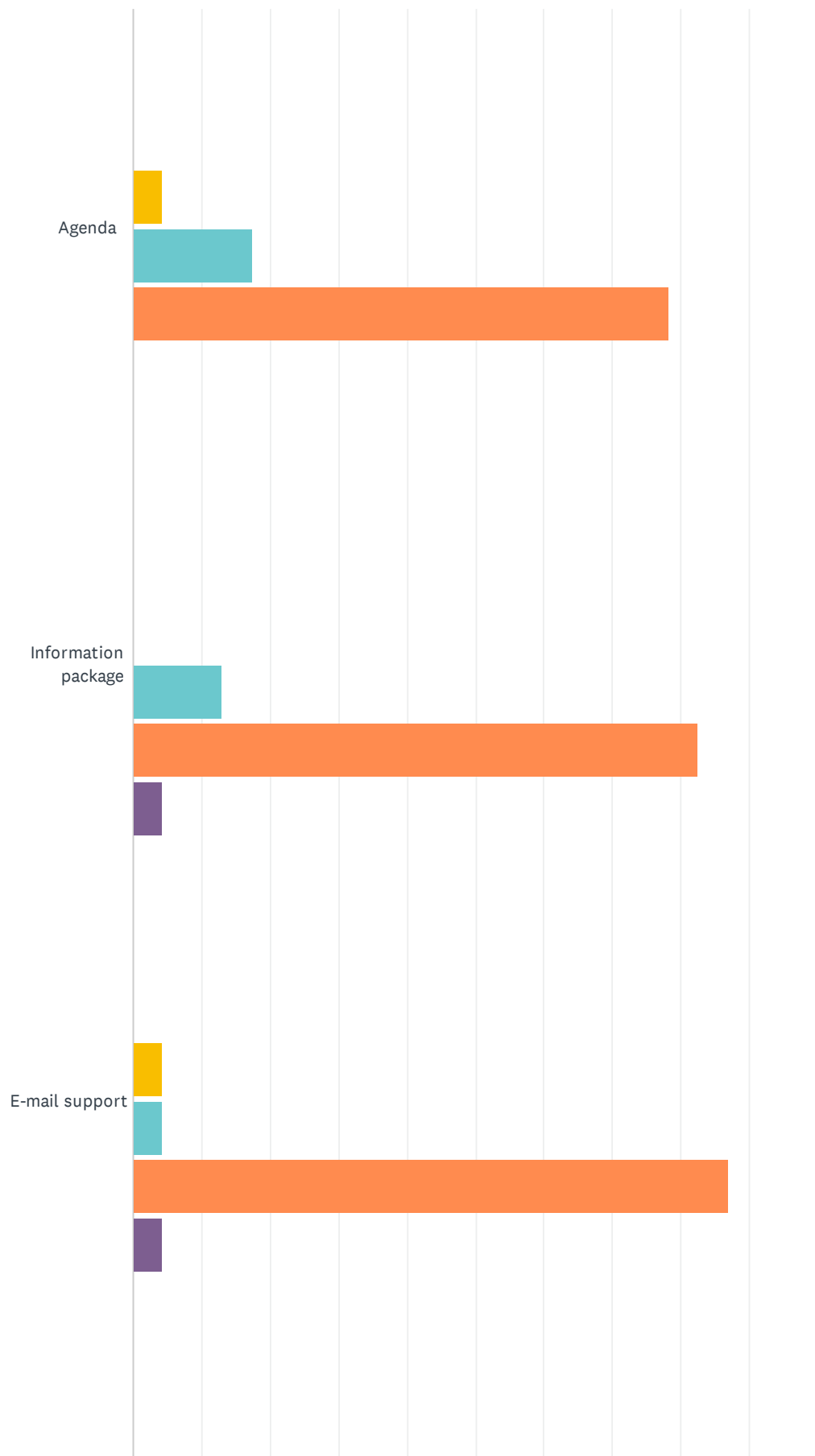
Réponses obtenues : 23 Question(s) ignorée(s) : 1



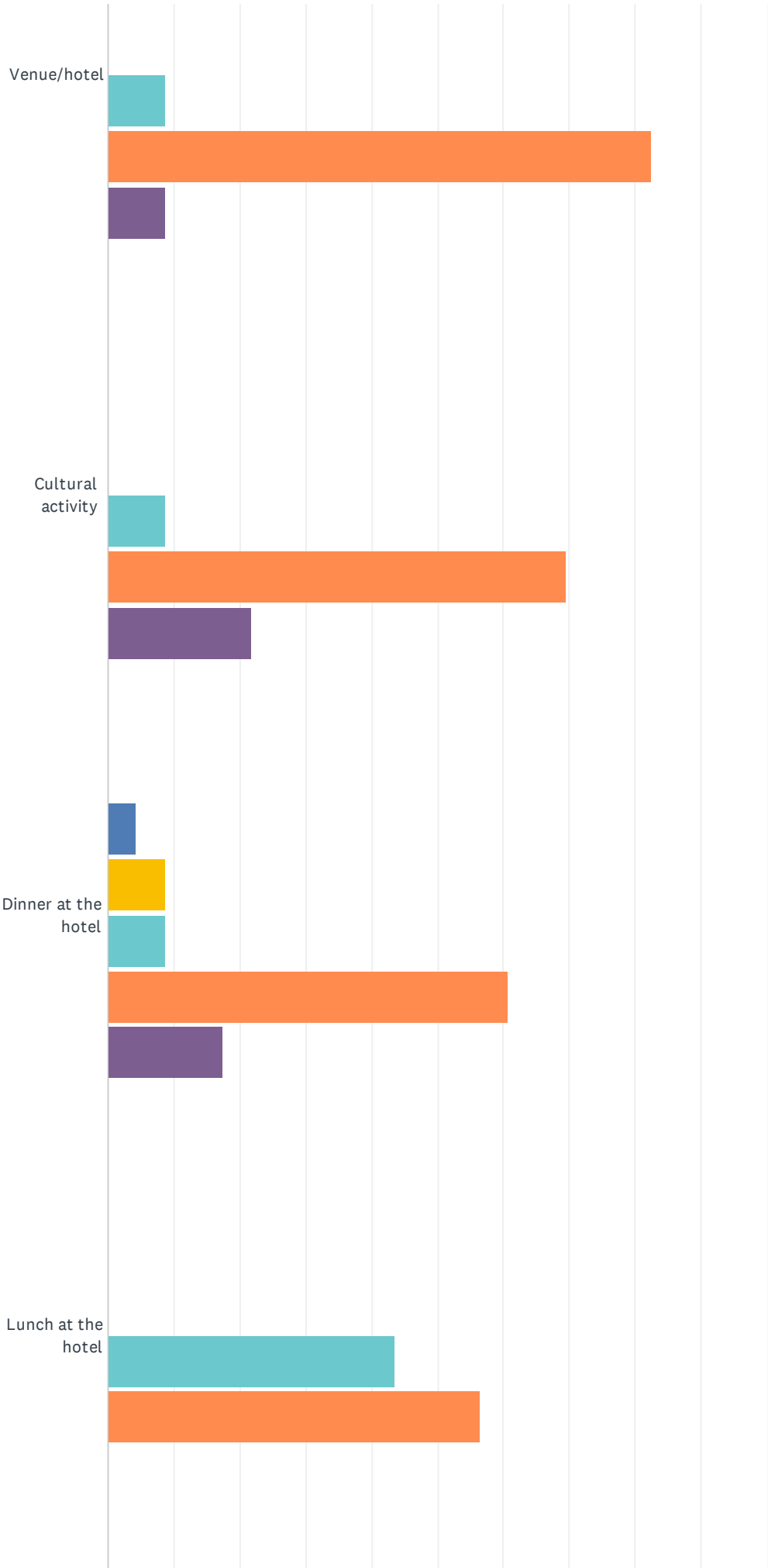
CHOIX DE RÉPONSES	RÉPONSES	
Very helpful	43.48%	10
helpful	43.48%	10
Somewhat helpful	13.04%	3
Not helpful	0.00%	0
Not helpful at all	0.00%	0
TOTAL		23

Q6 How satisfied were you with the logistics?

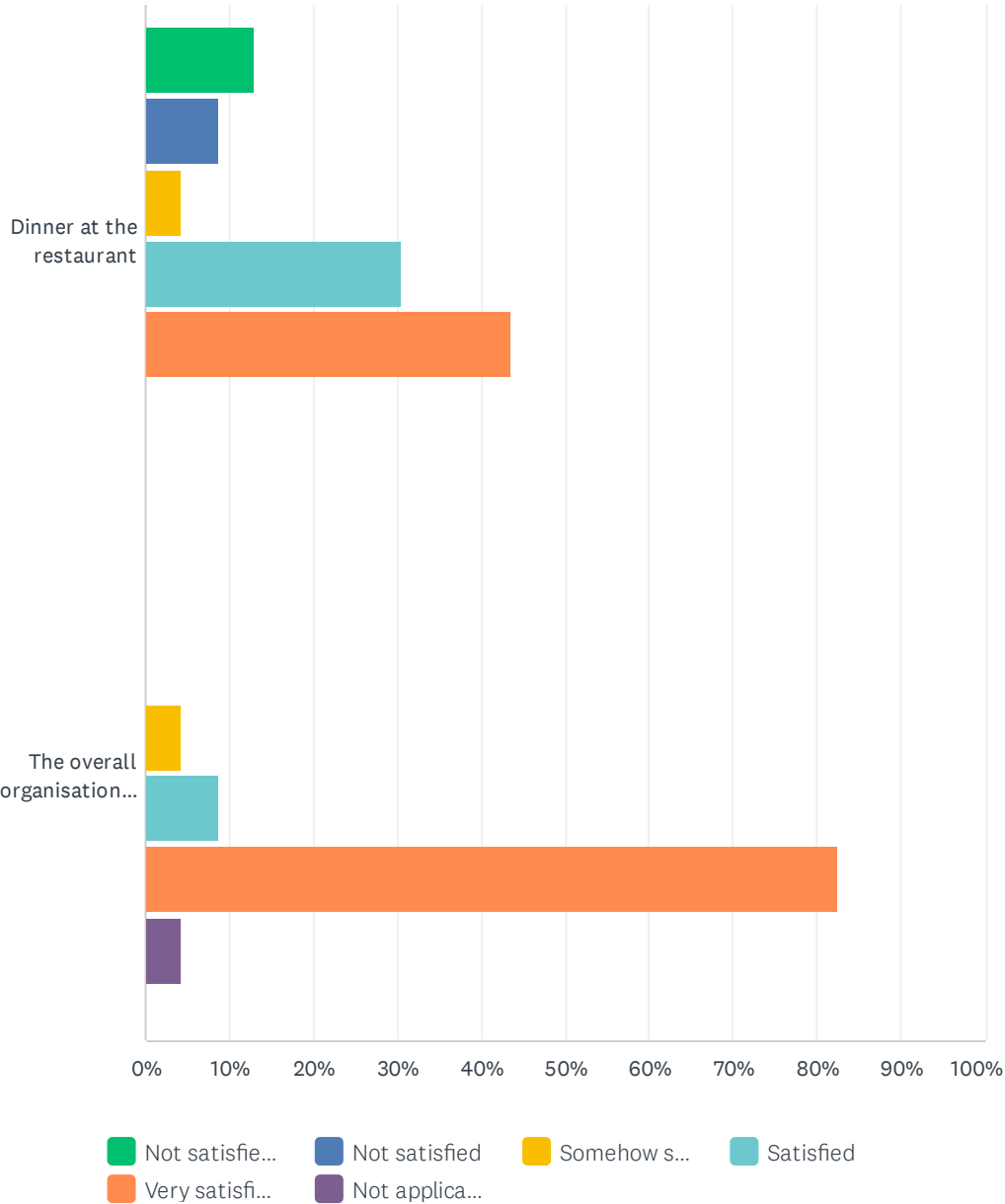
Réponses obtenues : 23 Question(s) ignorée(s) : 1



TCA Creative use of learning applications in school education - evaluation



TCA Creative use of learning applications in school education - evaluation

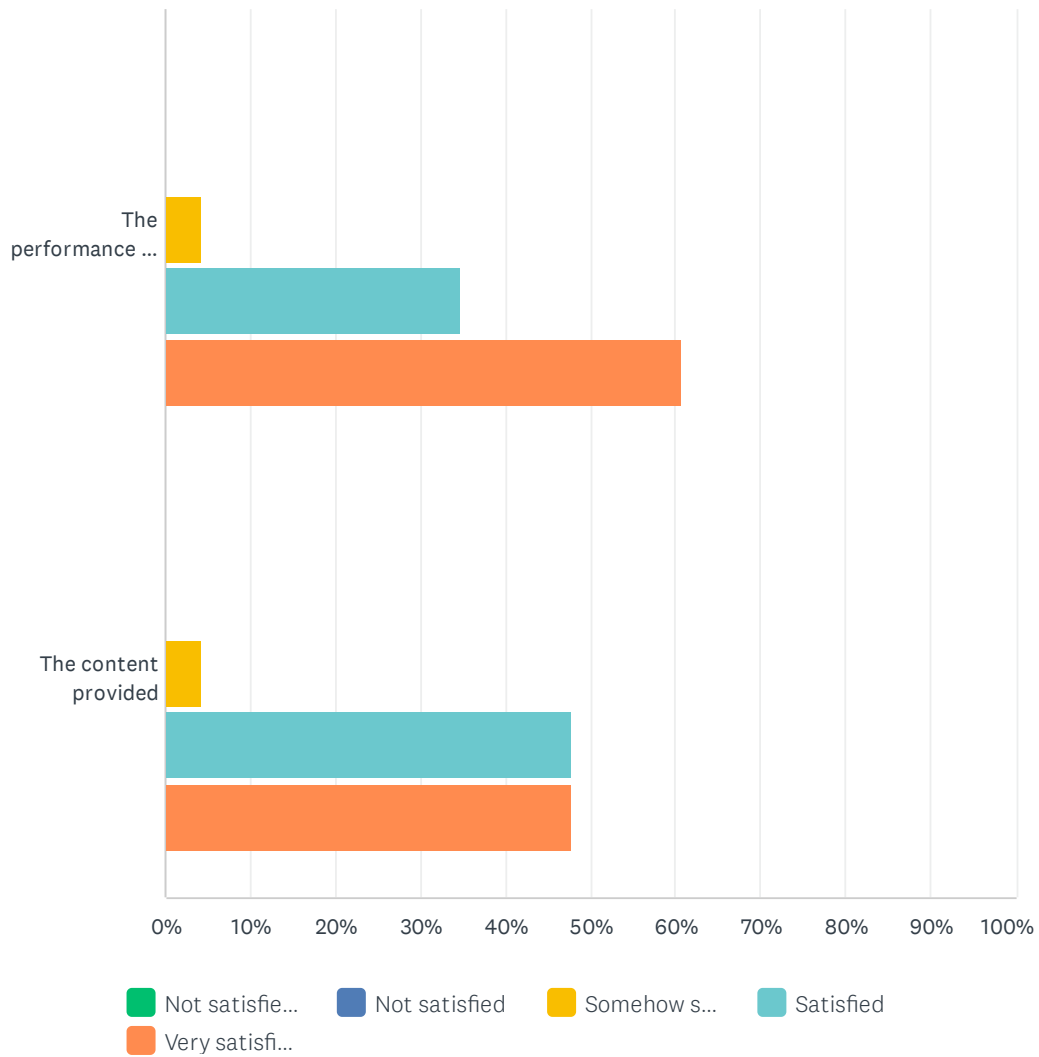


TCA Creative use of learning applications in school education - evaluation

	NOT SATISFIED AT ALL	NOT SATISFIED	SOMEHOW SATISFIED	SATISFIED	VERY SATISFIED	NOT APPLICABLE	TOTAL	MOYENNE PONDÉRÉE
Agenda	0.00% 0	0.00% 0	4.35% 1	17.39% 4	78.26% 18	0.00% 0	23	4.74
Information package	0.00% 0	0.00% 0	0.00% 0	13.04% 3	82.61% 19	4.35% 1	23	4.86
E-mail support	0.00% 0	0.00% 0	4.35% 1	4.35% 1	86.96% 20	4.35% 1	23	4.86
Venue/hotel	0.00% 0	0.00% 0	0.00% 0	8.70% 2	82.61% 19	8.70% 2	23	4.90
Cultural activity	0.00% 0	0.00% 0	0.00% 0	8.70% 2	69.57% 16	21.74% 5	23	4.89
Dinner at the hotel	0.00% 0	4.35% 1	8.70% 2	8.70% 2	60.87% 14	17.39% 4	23	4.53
Lunch at the hotel	0.00% 0	0.00% 0	0.00% 0	43.48% 10	56.52% 13	0.00% 0	23	4.57
Dinner at the restaurant	13.04% 3	8.70% 2	4.35% 1	30.43% 7	43.48% 10	0.00% 0	23	3.83
The overall organisation of the event	0.00% 0	0.00% 0	4.35% 1	8.70% 2	82.61% 19	4.35% 1	23	4.82

Q7 How satisfied were you with

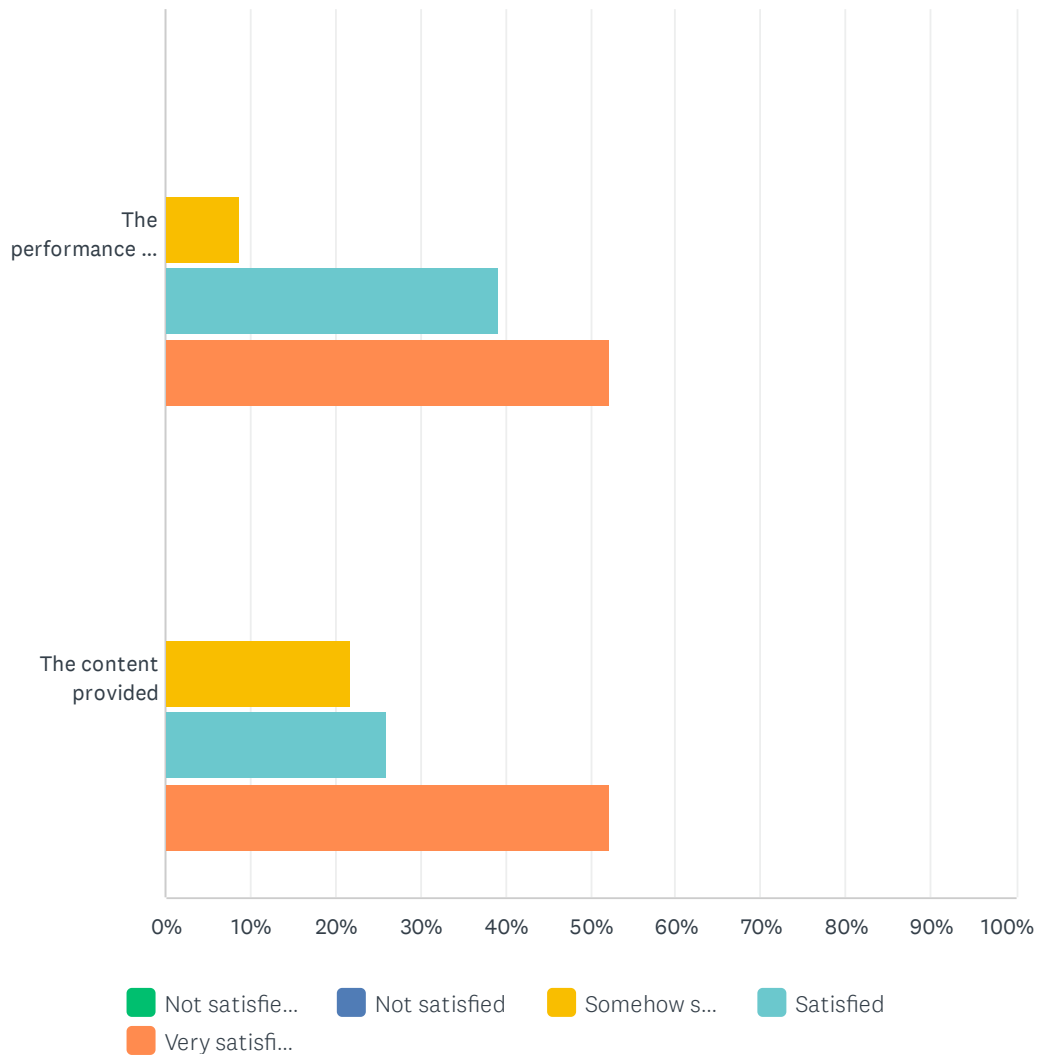
Réponses obtenues : 23 Question(s) ignorée(s) : 1



	NOT SATISFIED AT ALL	NOT SATISFIED	SOMEHOW SATISFIED	SATISFIED	VERY SATISFIED	TOTAL	MOYENNE PONDÉRÉE
The performance of the speakers	0.00% 0	0.00% 0	4.35% 1	34.78% 8	60.87% 14	23	4.57
The content provided	0.00% 0	0.00% 0	4.35% 1	47.83% 11	47.83% 11	23	4.43

Q8 How satisfied were you with

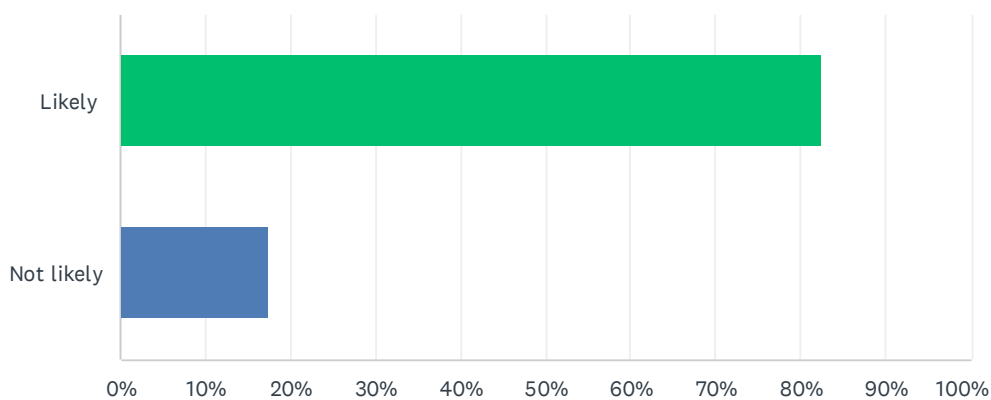
Réponses obtenues : 23 Question(s) ignorée(s) : 1



	NOT SATISFIED AT ALL	NOT SATISFIED	SOMEHOW SATISFIED	SATISFIED	VERY SATISFIED	TOTAL	MOYENNE PONDÉRÉE
The performance of the speaker	0.00% 0	0.00% 0	8.70% 2	39.13% 9	52.17% 12	23	4.43
The content provided	0.00% 0	0.00% 0	21.74% 5	26.09% 6	52.17% 12	23	4.30

Q9 How likely is it that you will implement one of the presented approaches in your teaching?

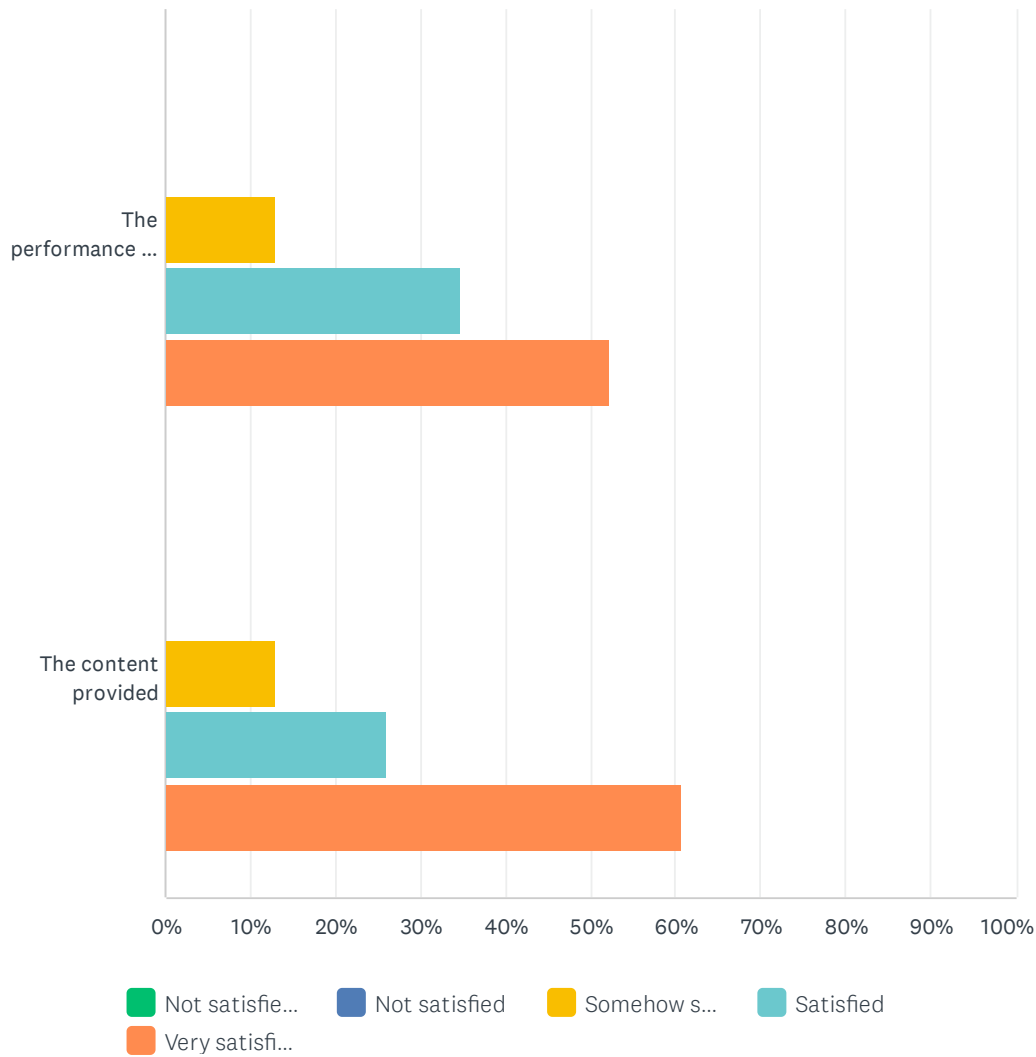
Réponses obtenues : 23 Question(s) ignorée(s) : 1



CHOIX DE RÉPONSES	RÉPONSES	
Likely	82.61%	19
Not likely	17.39%	4
TOTAL		23

Q10 How satisfied were you with

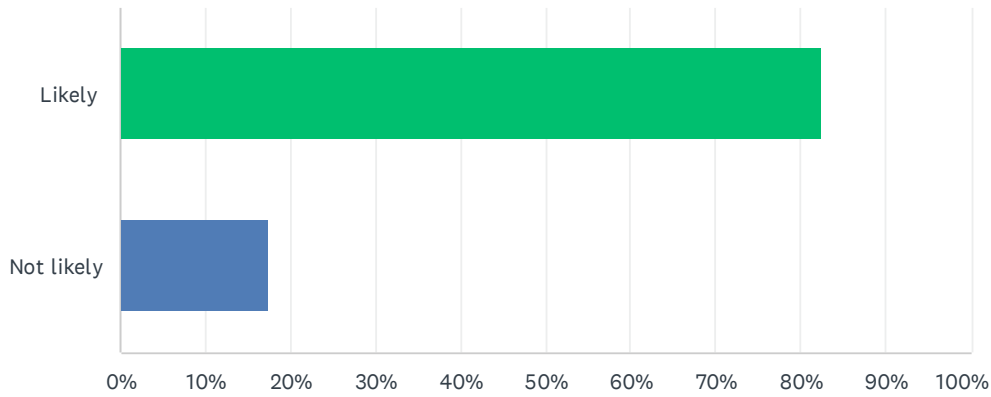
Réponses obtenues : 23 Question(s) ignorée(s) : 1



	NOT SATISFIED AT ALL	NOT SATISFIED	SOMEHOW SATISFIED	SATISFIED	VERY SATISFIED	TOTAL	MOYENNE PONDÉRÉE
The performance of the speaker	0.00% 0	0.00% 0	13.04% 3	34.78% 8	52.17% 12	23	4.39
The content provided	0.00% 0	0.00% 0	13.04% 3	26.09% 6	60.87% 14	23	4.48

Q11 How likely is it that you will implement one of the presented approaches in your teaching?

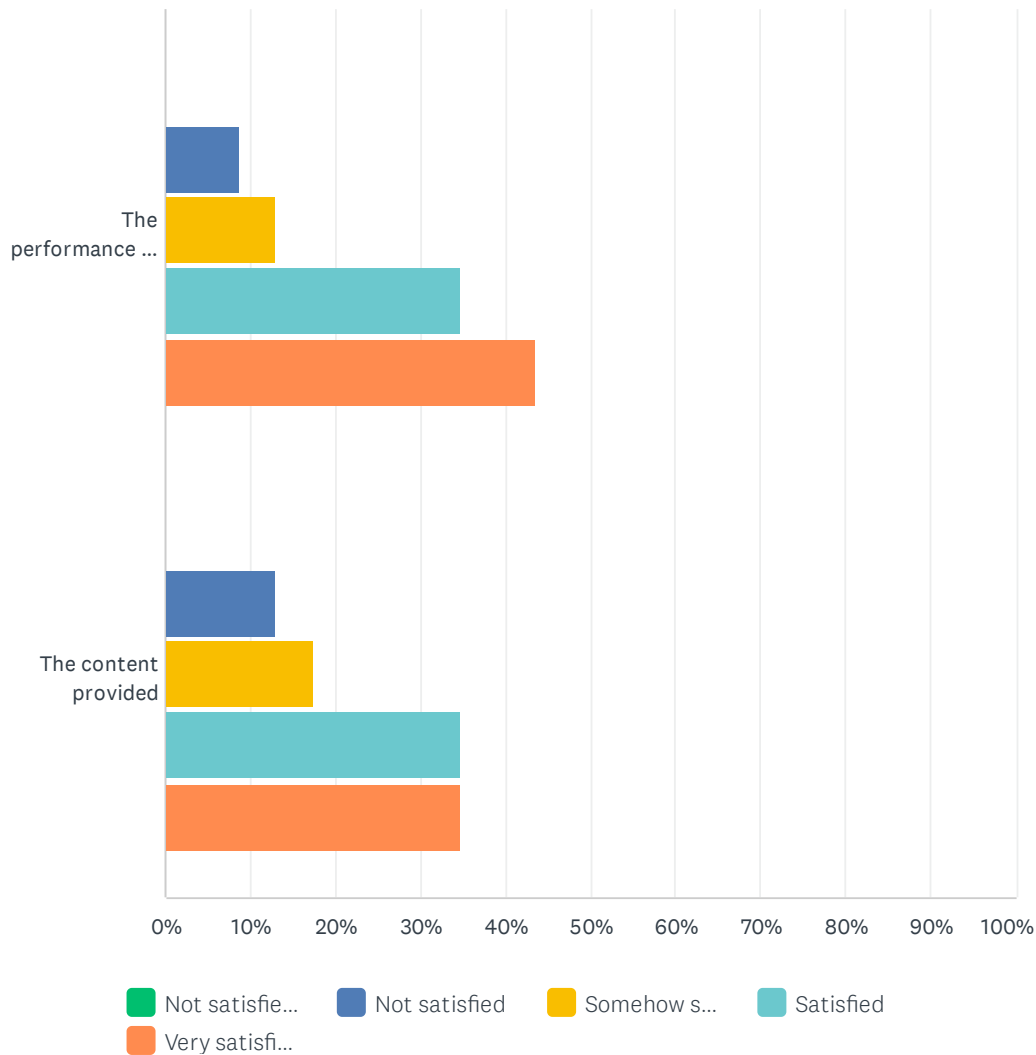
Réponses obtenues : 23 Question(s) ignorée(s) : 1



CHOIX DE RÉPONSES	RÉPONSES	
Likely	82.61%	19
Not likely	17.39%	4
TOTAL		23

Q12 How satisfied were you with

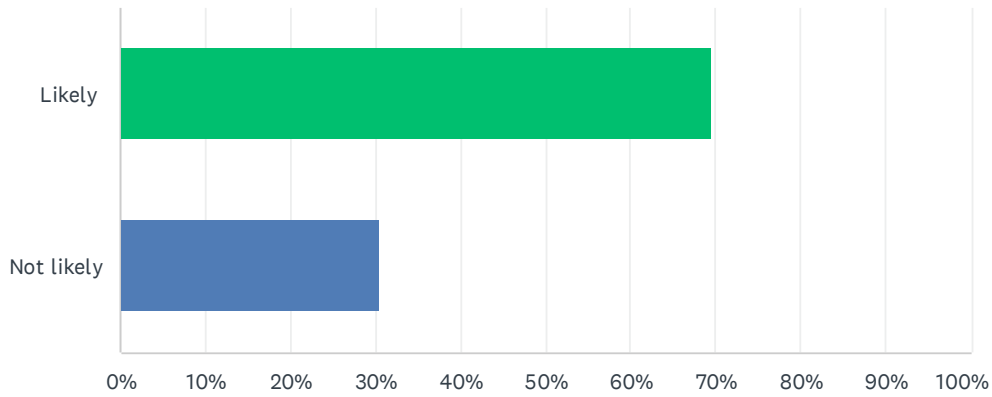
Réponses obtenues : 23 Question(s) ignorée(s) : 1



	NOT SATISFIED AT ALL	NOT SATISFIED	SOMEHOW SATISFIED	SATISFIED	VERY SATISFIED	TOTAL	MOYENNE PONDÉRÉE
The performance of the speaker	0.00% 0	8.70% 2	13.04% 3	34.78% 8	43.48% 10	23	4.13
The content provided	0.00% 0	13.04% 3	17.39% 4	34.78% 8	34.78% 8	23	3.91

Q13 How likely is it that you will implement one of the presented approaches in your teaching?

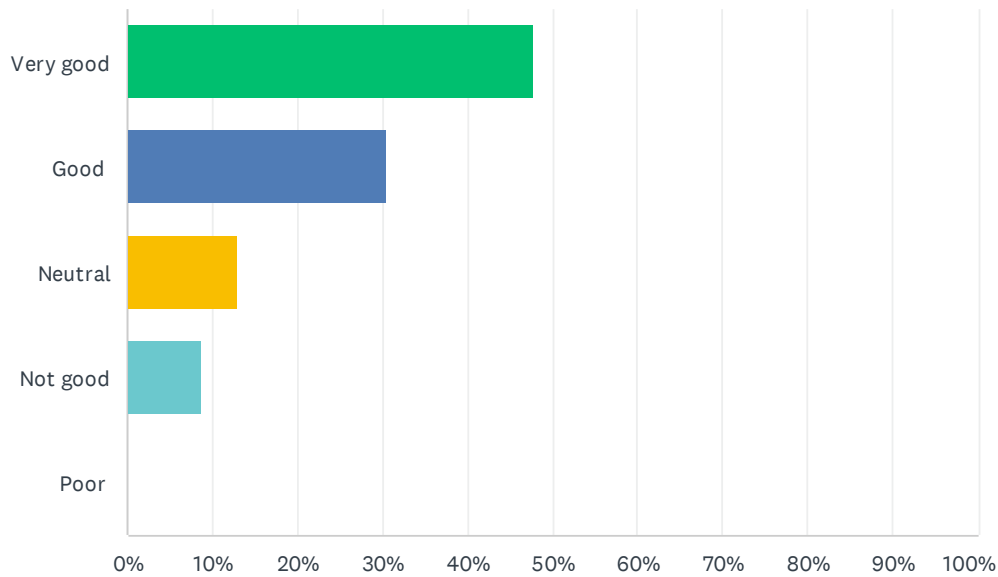
Réponses obtenues : 23 Question(s) ignorée(s) : 1



CHOIX DE RÉPONSES	RÉPONSES	
Likely	69.57%	16
Not likely	30.43%	7
TOTAL		23

Q14 How would you rate the hybrid approach of the presentation?

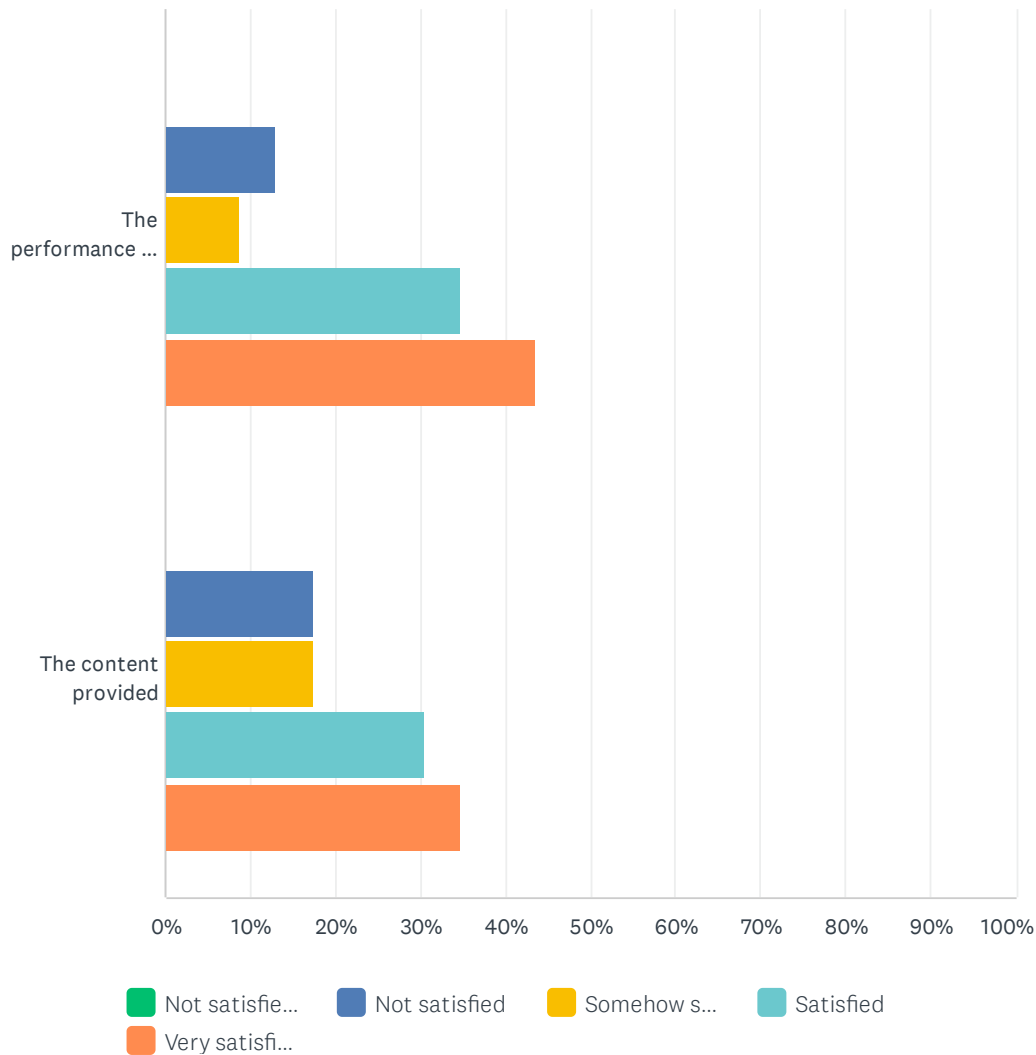
Réponses obtenues : 23 Question(s) ignorée(s) : 1



CHOIX DE RÉPONSES	RÉPONSES	
Very good	47.83%	11
Good	30.43%	7
Neutral	13.04%	3
Not good	8.70%	2
Poor	0.00%	0
TOTAL		23

Q15 How satisfied were you with

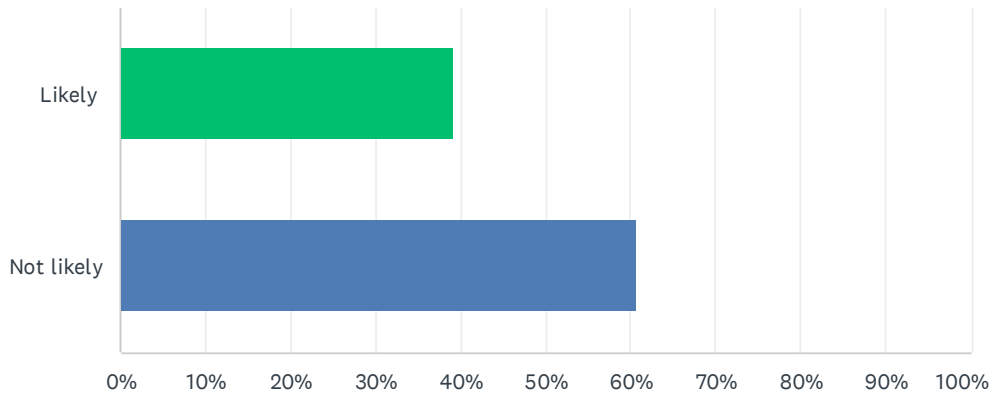
Réponses obtenues : 23 Question(s) ignorée(s) : 1



	NOT SATISFIED AT ALL	NOT SATISFIED	SOMEHOW SATISFIED	SATISFIED	VERY SATISFIED	TOTAL	MOYENNE PONDÉRÉE
The performance of the speaker	0.00% 0	13.04% 3	8.70% 2	34.78% 8	43.48% 10	23	4.09
The content provided	0.00% 0	17.39% 4	17.39% 4	30.43% 7	34.78% 8	23	3.83

Q16 How likely is it that you will implement one of the presented approaches in your teaching?

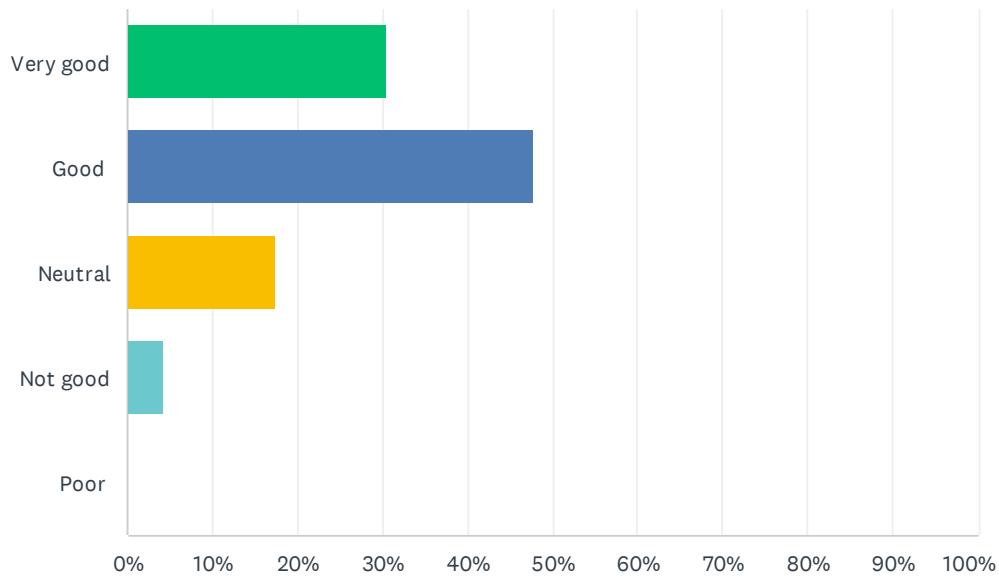
Réponses obtenues : 23 Question(s) ignorée(s) : 1



CHOIX DE RÉPONSES	RÉPONSES	
Likely	39.13%	9
Not likely	60.87%	14
TOTAL		23

Q17 How would you rate the hybrid approach of the presentation?

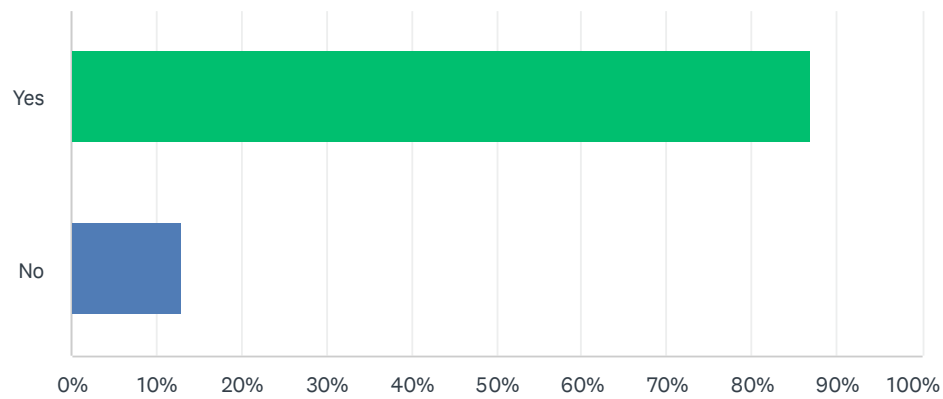
Réponses obtenues : 23 Question(s) ignorée(s) : 1



CHOIX DE RÉPONSES	RÉPONSES
Very good	30.43% 7
Good	47.83% 11
Neutral	17.39% 4
Not good	4.35% 1
Poor	0.00% 0
TOTAL	23

Q18 Did you find one or more project partners?

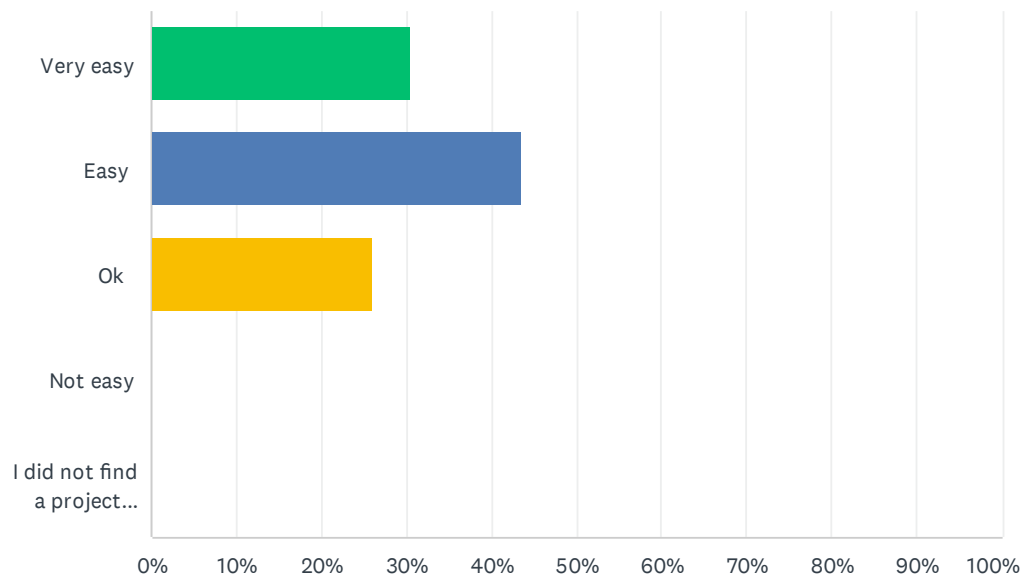
Réponses obtenues : 23 Question(s) ignorée(s) : 1



CHOIX DE RÉPONSES	RÉPONSES	
Yes	86.96%	20
No	13.04%	3
TOTAL		23

Q19 Was it easy to find project partners?

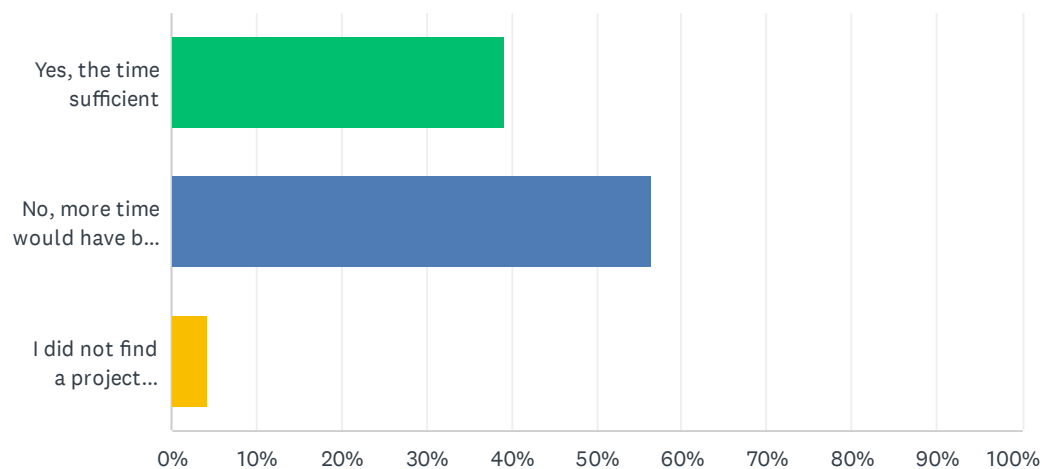
Réponses obtenues : 23 Question(s) ignorée(s) : 1



CHOIX DE RÉPONSES	RÉPONSES	
Very easy	30.43%	7
Easy	43.48%	10
Ok	26.09%	6
Not easy	0.00%	0
I did not find a project partner	0.00%	0
TOTAL		23

Q20 Did you have enough time to plan your project?

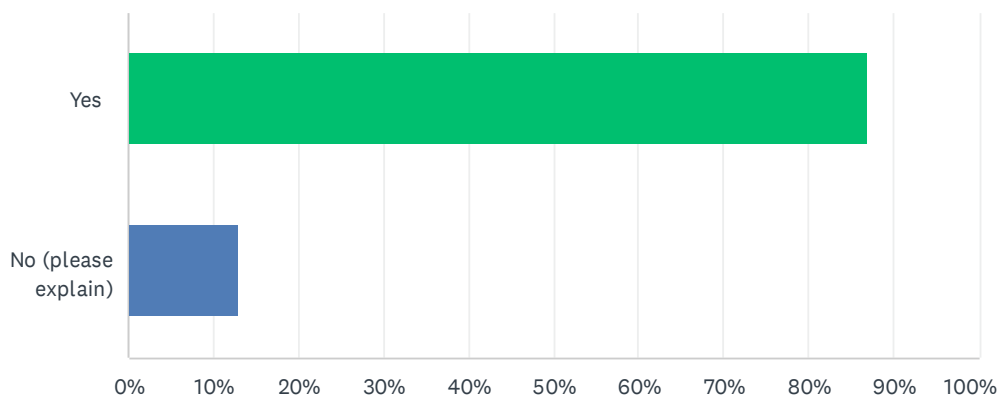
Réponses obtenues : 23 Question(s) ignorée(s) : 1



CHOIX DE RÉPONSES	RÉPONSES	
Yes, the time sufficient	39.13%	9
No, more time would have been needed	56.52%	13
I did not find a project partner	4.35%	1
TOTAL		23

Q21 Were your expectations of the seminar met?

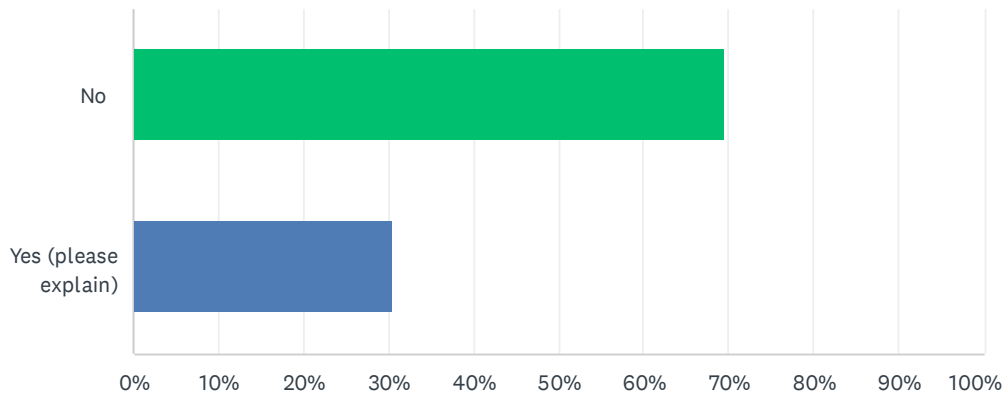
Réponses obtenues : 23 Question(s) ignorée(s) : 1



CHOIX DE RÉPONSES	RÉPONSES	
Yes	86.96%	20
No (please explain)	13.04%	3
TOTAL		23

Q22 Was there anything you missed about the seminar?

Réponses obtenues : 23 Question(s) ignorée(s) : 1



CHOIX DE RÉPONSES	RÉPONSES	
No	69.57%	16
Yes (please explain)	30.43%	7
TOTAL		23

Q23 Do you have any other comment, suggestion or thought that you want to share with us?

Réponses obtenues : 10 Question(s) ignorée(s) : 14